



Happy Path



1

Landing page when entering the website



Welcome to our Rent Tracker
Plattform!

Login

Sign Up



2

Sign Up

[Already have an account?](#)

New user must sign up first



Sign Up Successful

Thanks for signing up! To complete your registration, please check your email and click the confirmation link we've sent you.

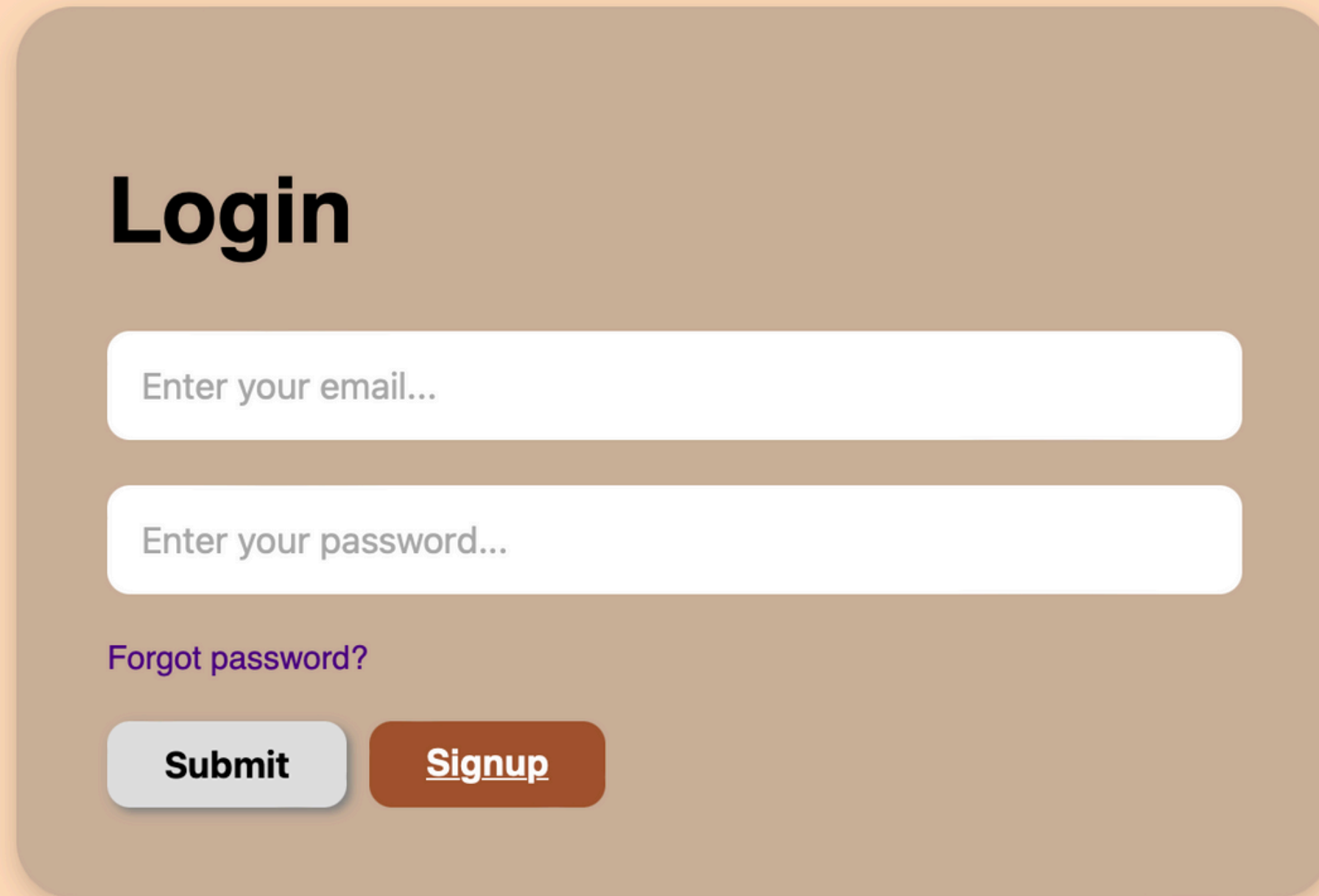
(Don't forget to check your spam folder just in case.)

You can now safely close this page or go back to the login screen.

[Back to Login](#)

After signing up the user receives a confirmation link

4

A login form with a light brown background and rounded corners. It features a title 'Login', two input fields for email and password, a 'Forgot password?' link, and 'Submit' and 'Signup' buttons.

Login

[Forgot password?](#)

After that the user must log in with the created data

New users see this dashboard after creating a new account



Welcome on board!

Let's get everything set up so we can do the work for you:

1. **Add an Apartment:** the property you're managing.
2. **Add a Tenant:** who will live in that apartment.
3. **Create a Rental Agreement:** define rent amount and start date.

Once setup is complete, Rent Tracker will automatically:

- Track rent month by month
- Detect and highlight unpaid rents
- Send reminders via Telegram/Email (optional)

You're just a few clicks away from stress-free rent tracking 🚀

Add Apartment

Add Tenant

Add Rental Agreement

6

When they click on “add Apartment” this screen shows



Welcome, Caren



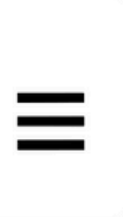
Apartments

ID	Address	Name	
----	---------	------	--



7

This screen shows when they click on the “+” button



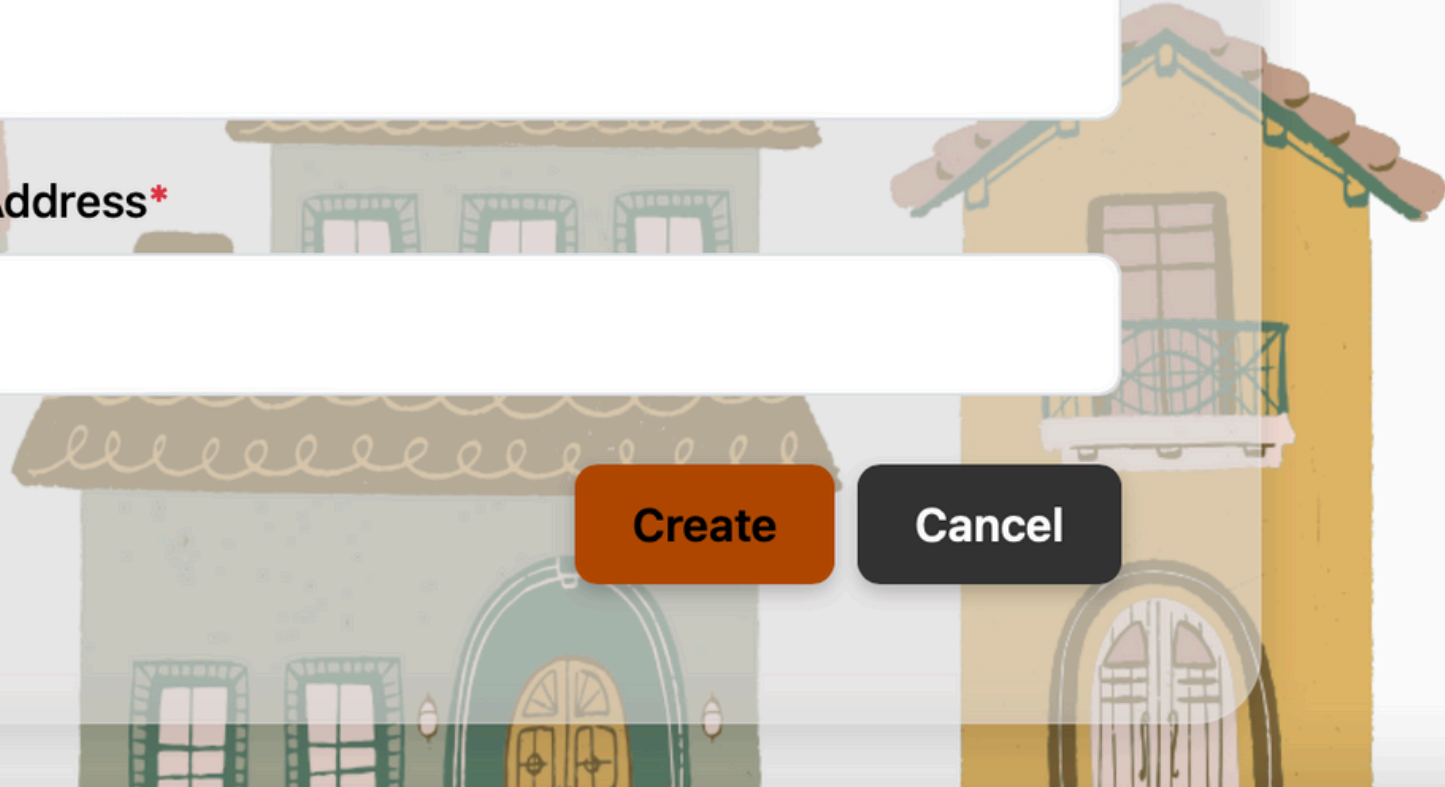
Create Apartment

Name*

Address*

Create

Cancel



Then their added apartment shows like so

Welcome, Caren



Apartments

ID	Address	Name	
1	Muster12	Muster	



9



The “≡” shows this dropdown menu



Apartments

Tenants

Rental
Agreements

Rent Payments

Dashboard

1

This screen shows when they click on “Tenant”

Welcome, Caren



Tenants

ID	Name	Telephone Number	
----	------	------------------	--



The adding new Tenant is similar to add Apartment

Welcome, Caren



Create Tenant

Name *

Muster

Telephone Number *

123456789

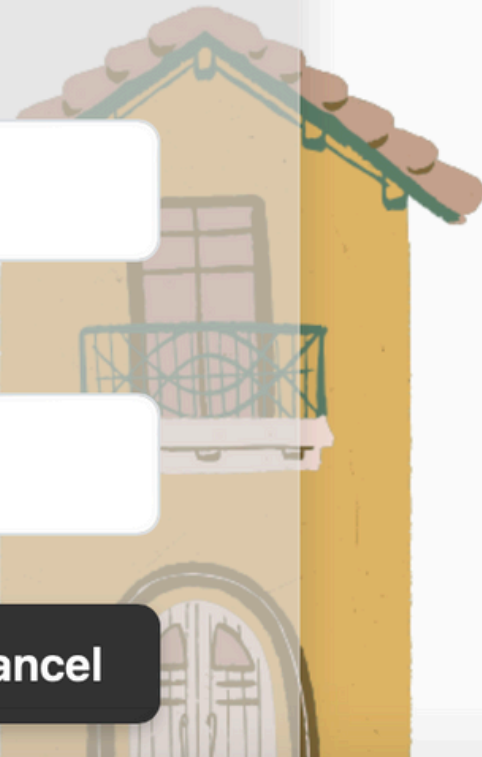
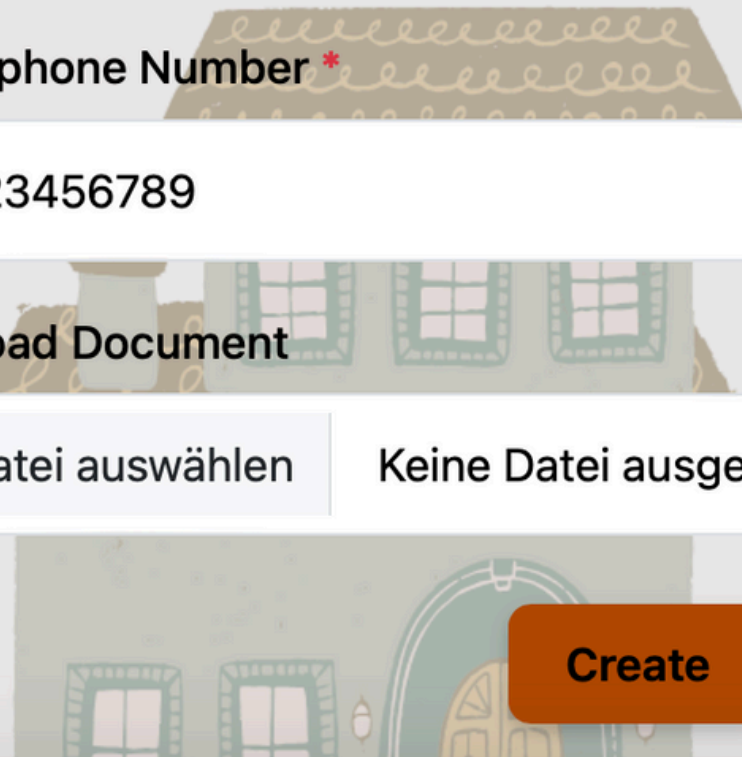
Upload Document

Datei auswählen

Keine Datei ausgewählt

Create

Cancel



The table form is the also the same

Welcome, Caren



Tenants

ID	Name	Telephone Number	
1	Muster	123456789	 





Rental Agreements

Apartment	Tenant	Start	End	Rent	
-----------	--------	-------	-----	------	--



Create Rental Agreement

Apartment*

Muster

Tenant*

Muster123

Start Date*

18.07.2025

End Date

16.01.2026

Rent Amount (€)*

3000



Create Cancel

The table form stays the same

Welcome, Caren



Rental Agreements


Apartment	Tenant	Start	End	Rent	
Muster	Muster123	2025-07-18	2026-01-16	3500€	 





All Rent Payments

Apartment	Tenant	Month	Amount	Payment Date	
-----------	--------	-------	--------	--------------	--



Apartment: Tenant: Month:

Register Rent Payment

Apartment*

Muster

Month(S) Paid*

November 2025
December 2025
January 2026
February 2026
March 2026

Hold Ctrl (Windows) or Cmd (Mac) to select multiple months.

Payment Date*

17.07.2025

Create

Cancel



All Rent Payments

Apartment	Tenant	Month	Amount	Payment Date	
Muster	Muster123	August 2025	3500 €	2025-07-17	
Muster	Muster123	January 2026	3500 €	2025-07-17	



Apartment:

Muster

Tenant:

Muster123

Month:



Filter

Reset



Cash-Flow Projection

Month	Expected Income	Collected Income	Missing Income
August 2025	8500€	8500€	0€
September 2025	8500€	0€	8500€
October 2025	8500€	0€	8500€
November 2025	8500€	0€	8500€
December 2025	3500€	0€	3500€
January 2026	0€	3500€	0€

December 2025	3500€	0€	3500€
January 2026	0€	3500€	0€

This is shown after scrolling down the dashboard



Total Apartments

2



Active Agreements

1



Upcoming/Unpaid Rent Overview

Apartment	Tenant	Months to Pay	Total Due
Muster	Muster123	2025-07	3500€ (3500€ x 1)
Muster 22	Muster333	2025-07	5000€ (5000€ x 1)

*Thank
You!*

